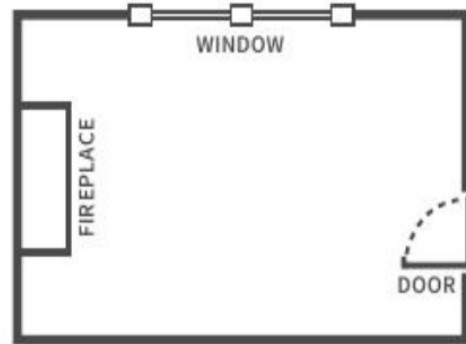


● ● ●
WATERDROPO
INTERIOR DESIGNS

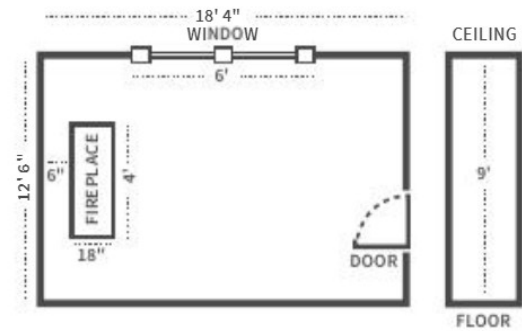
1 Draw a floor plan of your space

- Sketch the outline of your room from a bird's eye view
- Include windows, doors or structurals (ex. stairs)
- Indicate which direction the doors open



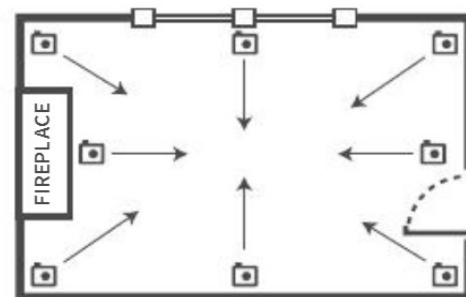
2 Measure Your Space

- Measure overall length of each internal wall
- Measure windows, doors and structurals (ex. stairs)
- Include ceiling height. If height is different from wall to wall, please indicated this on your plan



3 Photograph Your Space

- Be sure to capture photos from various angles
- Open all curtains and blinds and if possible shoot at the brightest time of day (between 10am–3pm) to maximize the natural light
- **TIP:** Shooting from chest height is best



Note: Photograph any furniture you want to keep

